






**weber anti-slip coat**



-  Effectively reduces slip and fall risk
-  Does not damage tile surface
-  Easy to use – simply wipe onto the surface
-  Suitable for regularly wet or damp areas
-  Can be used for both indoor and outdoor applications



**Packaging** 500 ml. bottle

**Coverage**  
10 m<sup>2</sup>/500 ml.  
(Depends on tile type and surface density)

**weber anti-slip coat** is a tile surface treatment designed to increase surface friction and reduce the risk of slipping. It is suitable for coated tiles in areas with high slip potential, such as bathrooms, wet floors, inclined surfaces, and public spaces. The product works by modifying the tile surface to increase its coefficient of friction after application.

**Surface Preparation**

1. Clean the surface to remove grease, soap scum, and other dirt
2. Rinse thoroughly with clean water
3. Wipe and allow the surface to dry completely before application
4. It is recommended to test on a small area before treating the entire surface

**Application Instructions**

1. Pour the product onto a clean sponge
2. Wipe/rub evenly over the tile surface
3. Allow to react for 5–10 minutes
4. Repeat 2–3 times for optimal results
5. Rinse thoroughly with clean water after completion

**Precautions**

- Avoid contact with skin and eyes
- Wear rubber gloves during application
- Keep out of reach of children and pets
- Do not ingest

**Shelf Life & Storage**

- 12 months in a tightly closed container at room temperature
- Store in a dry place at room temperature
- Avoid direct sunlight and excessive heat

**Technical Data**

Appearance	Clear liquid, ready to use
Odor	Mild
pH	2–3
Reaction Time	5–10 minutes
Increase in COF (Coefficient of Friction)	Depends on tile type and surface condition

**Area of use**

**bathroom**



**living room or bedroom**



**kitchen**



**stairs**

