




**FACULTY OF ENGINEERING
CHULALONGKORN UNIVERSITY**

The sample in the trademark of “weber.base skim coat” was submitted by Saint-Gobain Weber Co., Ltd. The series of test and test methods were conducted on 15th May 2012 in accordance with ASTM standard as the following details:

Skim Coat Mortar Specifications:


Test Method	kgf/cm ²	N/mm ²
1.) Bond Strength by slant shear test (ASTM C882)	22.57	2.21
2.) Compressive Strength (ASTM C109)	145.67	14.29
3.) Flexural Strength (ASTM C348)	22.61	2.22

These results certify the adequacy and representative character of test samples only.



 (Assoc. Prof. Dr. Tirawat Boonyatee)

On Behalf of Head of Civil Engineering Department

Tested by : 

 (Assist. Prof. Dr. Boonchai Sangpetngam)



FACULTY OF ENGINEERING
CHULALONGKORN UNIVERSITY

Type of test Bond Strength by slant shear test (ASTM C882)

Test specimen Three (3) specimens in cylindrical shape were cast in the laboratory.
The mix proportion of water to weber.base skim coat ratio was 35% by weight.

Client Saint-Gobain Weber Co., Ltd.


Date of Test 15th May 2012

Test of method After mixing them thoroughly, the specimen was applied to the slant surface of two pieces of concrete cylinder which were cut at slant angle of 30 degrees from concrete of nominal size 100 mm. in diameter by 200 mm. in height. They were joined together. The specimens were cured in room temperature for testing at the required ages.


Test Results The bond strength of specimens at the age of 28 days are shown as follows.

Specimen No.	Length of Axes of Elliptical Area D x L (cm ²)	Bond area of tested specimen A=0.7854 D L (cm ²)	Maximum Load P (kgf)	Bond Strength P/A (kgf/cm ²)	Remarks
1	10.00 x 20.30	159.44	3500	21.95	The failure of all specimens occurred at the concrete specimens.
2	10.00 x 19.80	155.51	3600	23.15	
3	10.00 x 20.00	157.08	3550	22.60	
			Average	22.57	

Note: These results certify the adequacy and representative character of test sample only.



 (Assoc. Prof. Dr. Tirawat Boonyatee)

Tested by : 

 (Assist. Prof. Dr. Boonchai Sangpetngam)

On Behalf of Head of Civil Engineering Department



**FACULTY OF ENGINEERING
CHULALONGKORN UNIVERSITY**

Type of test Compressive Strength (ASTM C109)

Test specimen Three (3) specimens in cube shape were cast in the laboratory.
The mix proportion of water to weber.base skim coat ratio was 35% by weight.

Client Saint-Gobain Weber Co., Ltd.


Date of Test 15th May 2012

Test of method After mixing them thoroughly, the specimens were cast to the standard molds having a size of 50x50x50 mm. The specimens are cured for 24 hours in molds, then, stripped and cured in the room temperature until conducting the test.


Test Results The compressive strength of specimens at the age of 28 days are shown as follows.

Specimen No.	Width of Sample W (cm)	Length of Sample L (cm)	Thickness of Sample H (cm)	Maximum Load P (kgf)	Compressive Strength P/(WL) (kgf/cm ²)	Remarks (Specimen weight in gram, g)
1	5.00	5.00	5.00	3,550	142	190.8
2	5.00	5.00	5.00	3,650	146	204.6
3	5.00	5.00	5.00	3,650	146	187.7
				Average	145.67	

Note: These results certify the adequacy and representative character of test sample only.



 (Assoc. Prof. Dr. Tirawat Boonyatee)

Tested by : _____

 (Assist. Prof. Dr. Boonchai Sangpetngam)

On Behalf of Head of Civil Engineering Department



FACULTY OF ENGINEERING
CHULALONGKORN UNIVERSITY

Type of test Flexural Strength (ASTM C348)

Test specimen Three (3) specimens in prism shape were cast in the laboratory.
The mix proportion of water to weber.base skim coat ratio was 35% by weight.

Client Saint-Gobain Weber Co., Ltd.


Date of Test 15th May 2012

Test of method After mixing them thoroughly, the specimens were cast to the standard molds having a size of 40x40x160 mm. The specimens are cured for 24 hours in molds, then, stripped and cured in the room temperature until conducting the test.


Test Results The flexural strength of specimens at the age of 28 days are shown as follows.

Specimen No.	Width of Sample b (cm)	Length of Sample l (cm)	Thickness of Sample h (cm)	Maximum Load P (kgf)	Flexural Strength Sf (kgf/cm ²)	Remarks $Sf=3PL/2bh^2$, L= 10 cm.
1	4.03	16.18	4.05	98	22.24	
2	4.03	16.01	4.08	96	21.47	
3	3.98	16.10	4.03	104	24.13	
				Average	22.61	

Note: These results certify the adequacy and representative character of test sample only.



 (Assoc. Prof. Dr. Tirawat Boonyatee)

Tested by : 

 (Assist. Prof. Dr. Boonchai Sangpetngam)

On Behalf of Head of Civil Engineering Department